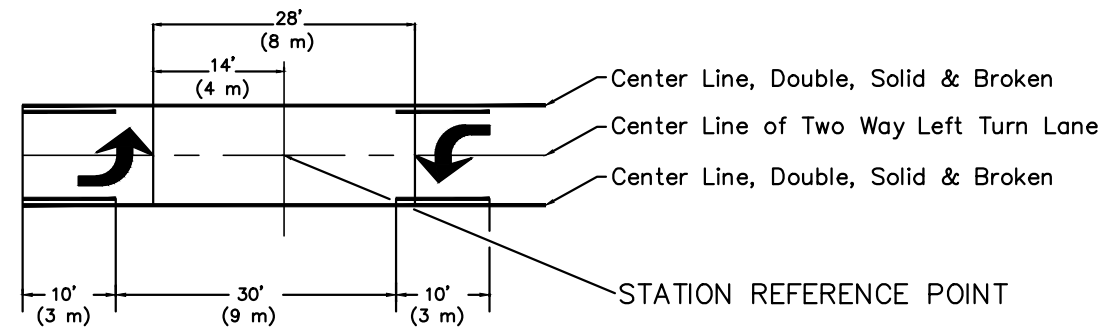


### RAILROAD SYMBOL MARKING

ON MULTI-LANE APPROACHES, THE TRANSVERSE LINES USED WITH THE RAILROAD SYMBOL SHALL EXTEND ACROSS ALL APPROACH LANES. SYMBOLS SHALL BE PLACED IN EACH APPROACH LANE. THE WIDTH OF THE "X" MAY VARY ACCORDING TO THE LANE WIDTH.

THE RAILROAD SYMBOL SHALL BE LOCATED SO THAT THE W10-1, "RAILROAD ADVANCE WARNING SIGN", IS WITHIN THE TRANSVERSE BOUNDARY LINES OF THE RAILROAD SYMBOL.

THE STOP LINE SHALL BE LOCATED FOR BEST SIGHT DISTANCE NOT LESS THAN 15 FEET (5 m) NOR MORE THAN 50 FEET (15 m) FROM THE NEAR EDGE OF THE TRACKS. THE STOP LINE SHALL BE PERPENDICULAR TO THE CENTERLINE OF THE ROADWAY, AND SHALL EXTEND ACROSS ALL APPROACH LANES.



LAYOUT DETAIL FOR TWO WAY LEFT TURN LANES

### SCHOOL SYMBOL MARKING

THE SCHOOL SYMBOL MARKING SHOULD BE PLACED ADJACENT TO THE S1-1/S4-3P, "SCHOOL ZONE ADVANCE WARNING SIGN".

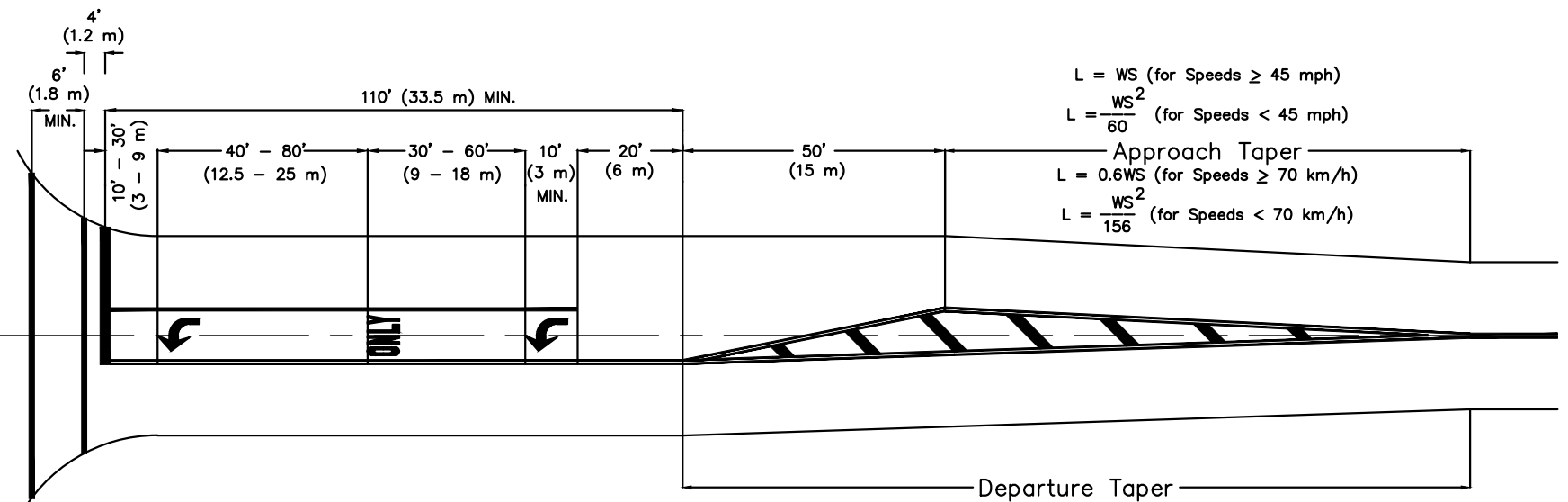
ON MULTI-LANE APPROACHES, THE TRANSVERSE LINES USED WITH THE WORD "SCHOOL" SHALL EXTEND ACROSS ALL APPROACH LANES, WITH A SINGLE WORD "SCHOOL" CENTERED ACROSS THE APPROACH LANES.

ON SINGLE LANE APPROACHES, THE TRANSVERSE LINES USED WITH THE WORD "SCHOOL" SHALL EXTEND ACROSS THE ENTIRE PAVEMENT, WITH A SINGLE WORD "SCHOOL" CENTERED ACROSS THE PAVEMENT, EXCEPT AS INDICATED BELOW.

ON SINGLE LANE APPROACHES WITH AN APPROACH WIDTH OF 14 FEET (4.2 m) OR MORE, THE TRANSVERSE LINES USED WITH THE WORD "SCHOOL" MAY EXTEND ACROSS THE APPROACH PAVEMENT ONLY, WITH A SINGLE WORD "SCHOOL" CENTERED IN THE APPROACH LANE. IN THIS CASE, THE WORD "SCHOOL" SHALL BE IN 72" (1.8 m) HIGH LETTERS.

CENTER LINES AND LANE LINES SHALL NOT PASS THROUGH THE SCHOOL SYMBOL MARKING.

### LEFT TURN LANE MARKINGS



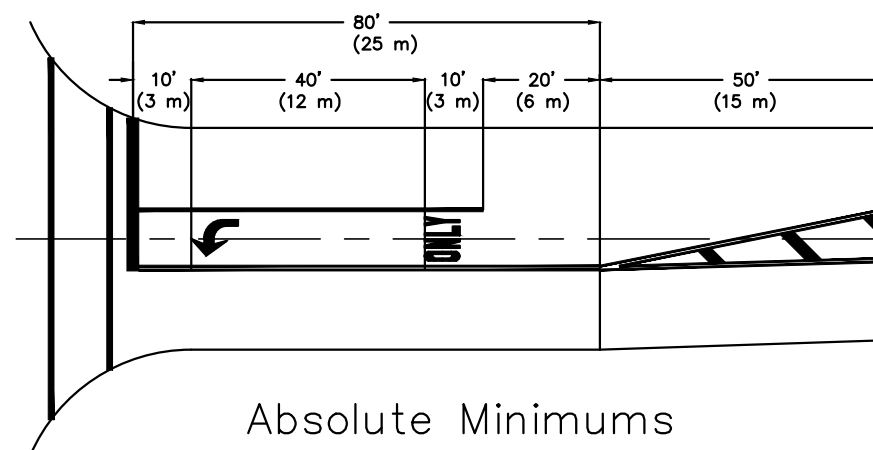
Desirable Minimums

### LOCATION OF STOP LINE

THE STOP LINE SHOULD BE PLACED WHERE CROSS CORNER VISION IS MAXIMUM, IN NO CASE MORE THAN 30' (10 m) OR LESS THAN 4' (1.2 m) FROM THE NEAREST EDGE OF THE EXISTING ROADWAY. FOR NORMAL INTERSECTIONS, A DISTANCE OF 10' (3 m) IS RECOMMENDED.

IF A MARKED CROSSWALK IS PRESENT, THE STOP LINE SHOULD BE PLACED 4' (1.2 m) IN ADVANCE OF, AND PARALLEL TO THE NEAREST CROSSWALK LINE.

AT SIGNALIZED INTERSECTIONS, THE DISTANCES INDICATED ABOVE SHALL BE ADJUSTED TO INSURE THAT THE STOP LINE IS LOCATED A MINIMUM OF 40' (12 m) FROM AT LEAST ONE SIGNAL HEAD WHICH APPLIES TO THAT APPROACH.



Absolute Minimums

### MANDATORY MOVEMENT LANE MARKINGS

WHERE SYMBOL ARROWS ARE USED TO CONVEY A MANDATORY MOVEMENT, THEY MUST BE ACCOMPANIED BY STANDARD SIGNS, AND THE WORD MARKING "ONLY". THE LONGITUDINAL SPACE BETWEEN THE ARROW AND WORD SHOULD BE AT LEAST 4 TIMES THE HEIGHT OF THE CHARACTER, BUT NOT MORE THAN 10 TIMES THE HEIGHT OF THE CHARACTER.

### STANDARD DIMENSIONS

ALL PAVEMENT MARKINGS SHALL BE INSTALLED USING STANDARD DIMENSIONS CONFORMING TO THE REQUIREMENTS OF (PART 3 OF) OHIO MANUAL OF UNIFORM TRAFFIC CONTROL DEVICES. THE DIMENSIONS SHALL BE THOSE SPECIFIED IN THE 1993 EDITION STANDARD SIGN DESIGN MANUAL, PUBLISHED BY THE OHIO DEPARTMENT OF TRANSPORTATION.