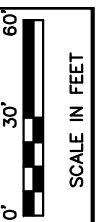
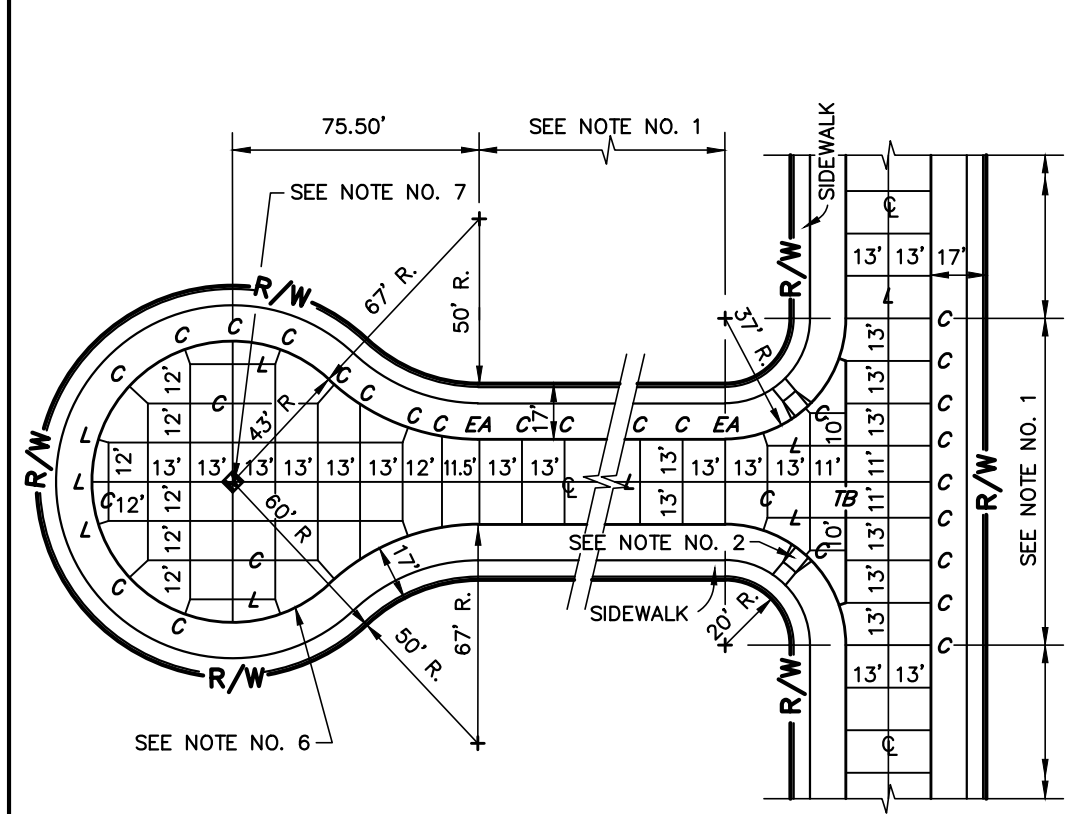


**PAVEMENT NOTES**

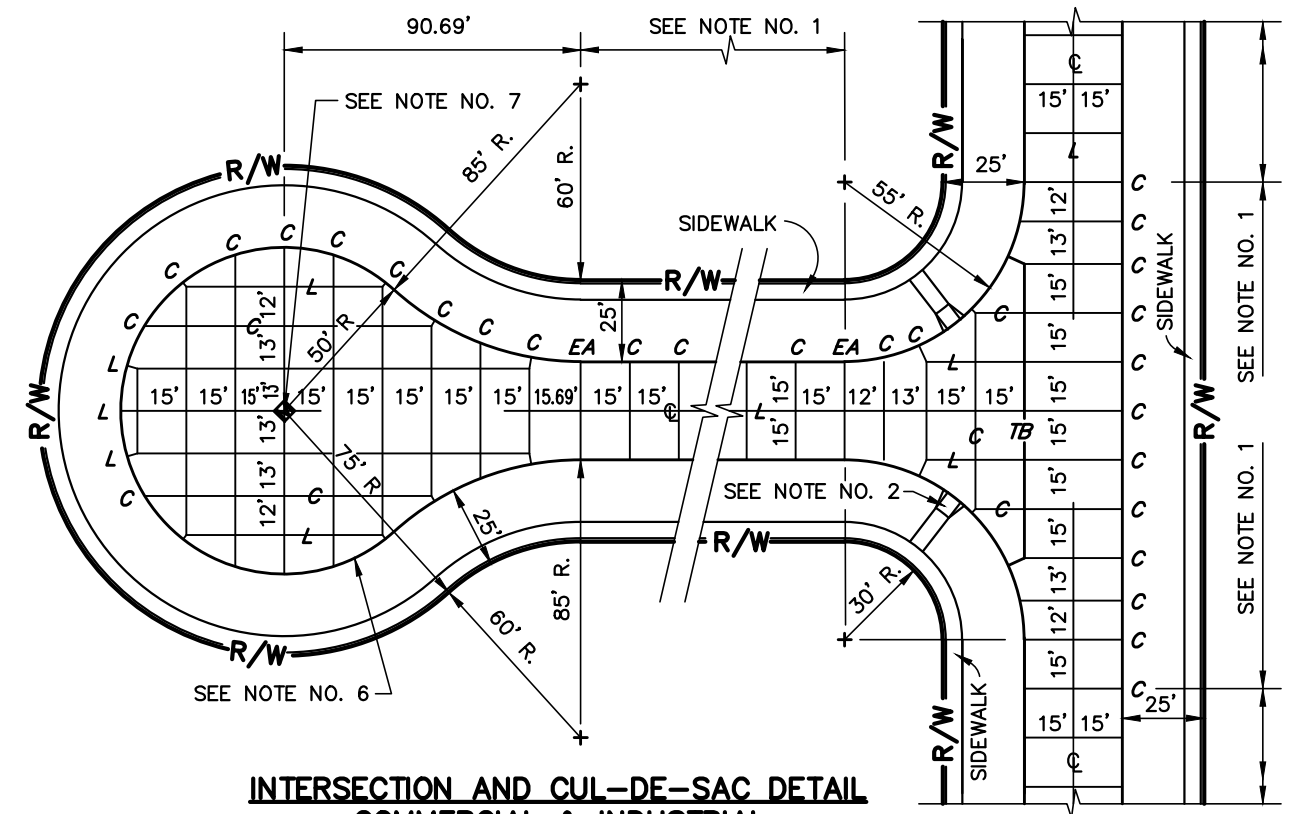
1. RESUME TYPICAL CONTRACTION JOINT SPACING (13'-0" MAX. RESIDENTIAL; 15'-0" MAX. COMMERCIAL/INDUSTRIAL) PER THE "452, AS PER PLAN" NOTE ON DRAWING NO. 4 OF 4. SPACE JOINTS TO FIT CATCH BASIN AND MANHOLE BLOCKOUTS, PAVING LANES, ETC.
2. SIDEWALKS ARE TO BE EXTENDED AT INTERSECTIONS WITH PERPENDICULAR CURB RAMPS WITH 3:1 "FLARED SIDES" PER THE "ITEM 608-CURB RAMP, TYPE A1, AS PER PLAN" NOTE ON SHEET NO. 4 OF 4.
3. CATCH BASIN LOCATIONS (TYPICALLY PLACED AT LOW POINTS AND WHERE REQUIRED TO CONTROL THE SPREAD OF STORM SURFACE FLOW PER THE CUYAHOGA COUNTY ENGINEER'S REQUIREMENTS) AND MANHOLE LOCATIONS SHALL BE A CONSIDERED FEATURE OF THE PAVEMENT JOINT SPACING.
4. ALL CATCH BASINS, MANHOLES, ETC. SHALL BE ISOLATED FROM THE PAVEMENT AND CURB WITH APPROVED BLOCKOUTS. SPECIFIC DETAILS FOR THE VARIOUS BLOCKOUT JOINTS ARE AS DETAILED ELSEWHERE IN THE PLANS. SEE THE CUYAHOGA COUNTY ENGINEER'S CONSTRUCTION DRAWINGS BP-2.7C AND BP-2.8C FOR "TYPICAL MANHOLE CASTING PAVEMENT BLOCKOUTS" AND "TYPICAL CATCH BASIN CASTING PAVEMENT BLOCKOUTS" DETAILS.
5. BICYCLE/PEDESTRIAN SAFE CATCH BASIN GRATES SHALL BE PROVIDED.
6. ALL RADIAL/BENT PORTIONS OF JOINTS SHALL BE 1'-6" MIN. AND CONSTRUCTED WITHOUT LOAD TRANSFER DEVICES.
7. SEE "MONUMENT ASSEMBLIES" PLAN NOTE ON SHEET NO. 3 OF 4.
8. PAVEMENT SHOWN/DIMENSIONED TO BACK OF CURB.



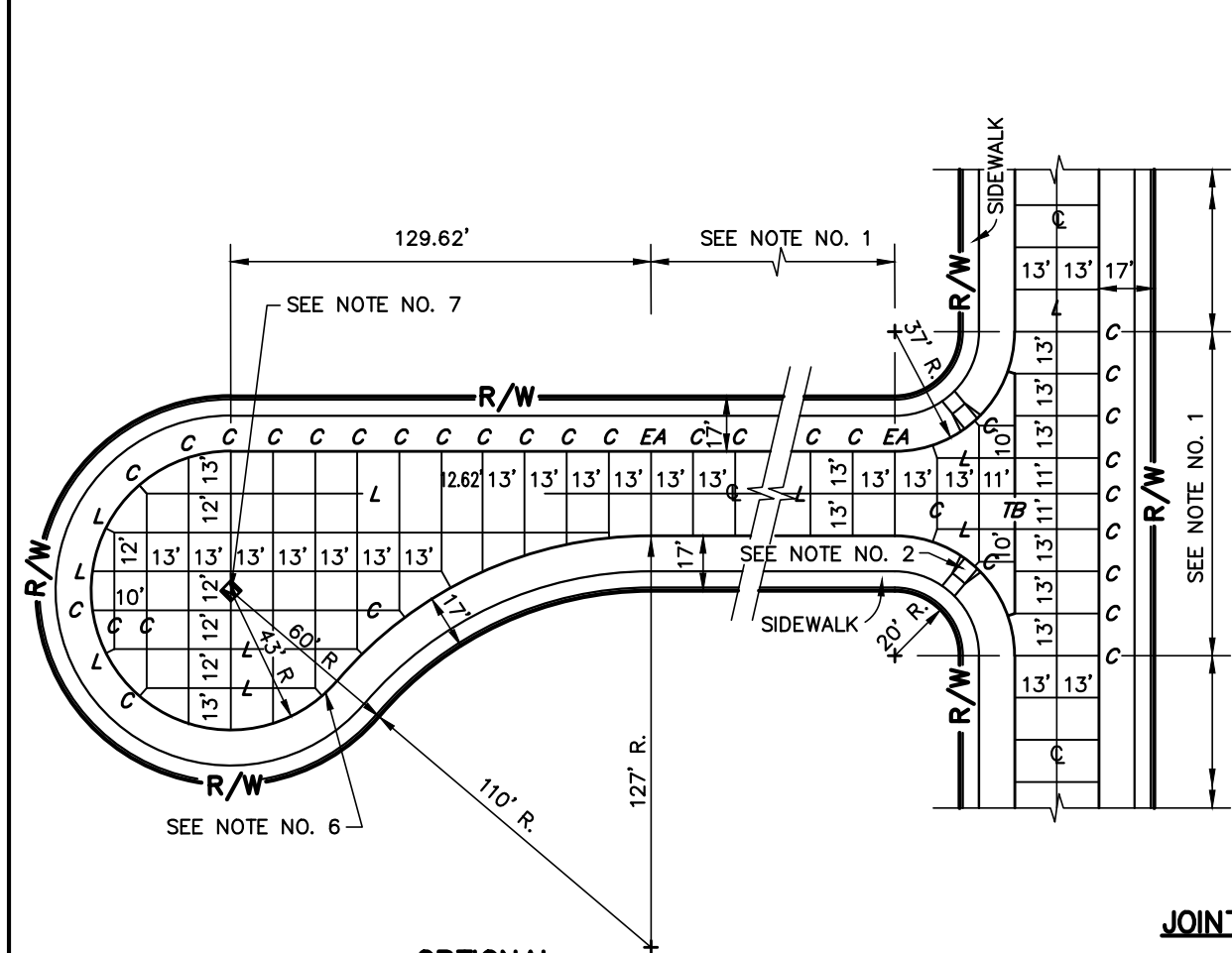
**PAVEMENT DETAILS**



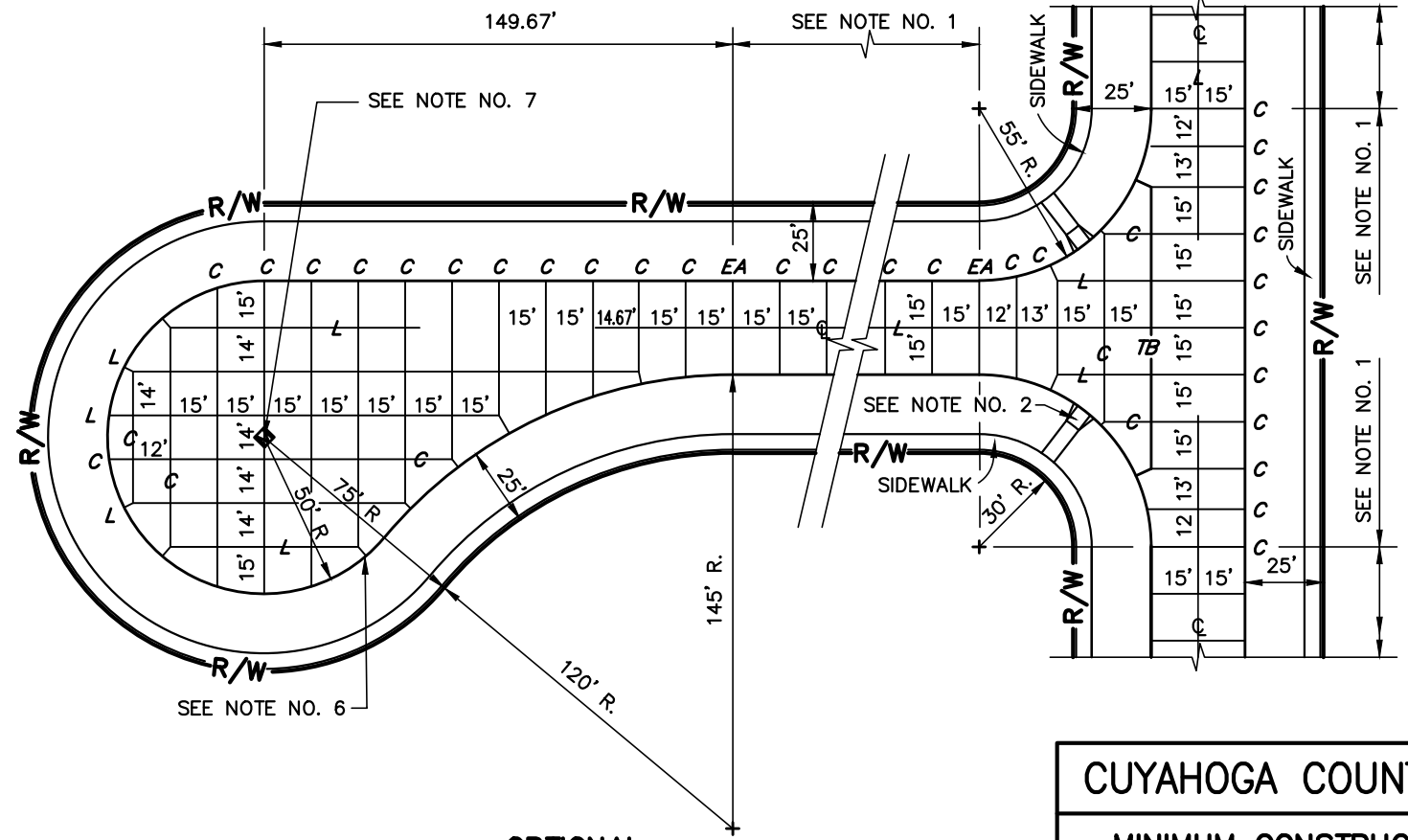
**INTERSECTION AND CUL-DE-SAC DETAIL  
LOCAL RESIDENTIAL**



**INTERSECTION AND CUL-DE-SAC DETAIL  
COMMERCIAL & INDUSTRIAL**



**OPTIONAL  
INTERSECTION AND CUL-DE-SAC DETAIL  
LOCAL RESIDENTIAL**



**OPTIONAL  
INTERSECTION AND CUL-DE-SAC DETAIL  
COMMERCIAL & INDUSTRIAL**

**JOINT LEGEND**

- C CONTRACTION JOINT, PER BP-2.2
- EA EXPANSION JOINT ALTERNATE, PER BP-2.6C
- L LONGITUDINAL JOINT, PER BP-2.1
- TB THICKENED EDGE BUTT JOINT, PER BP-2.6C

<b>CUYAHOGA COUNTY ENGINEER</b>	
<b>MINIMUM CONSTRUCTION STANDARDS FOR TOWNSHIP SUBDIVISION STREETS (LOCAL) TYPE 452 PAVEMENT</b>	<b>DATE</b> 08-28-07 10-10-08 08-01-09 07-19-10 06-16-11 11-15-13
<b>STANDARD CONSTRUCTION DRAWING</b>	<b>DWG. NO. 2 OF 4</b>

